



Australian Sailing

Club Marine Victorian Junior and Youth Championships 2017

Local Sailing Instructions (LSI) TO BE READ WITH NOR/SI

1 Eligibility

- a) Other classes may be included upon demonstration to the Organising Authority they can achieve a minimum number of 5 boats.

2 Entry Fee

Single Person Classes	\$80
Two Person Classes	\$95
Late Fee for entries received after March 31, 2017	\$50

2 Signals Made Ashore

- a) Signals made ashore will be displayed at the flag mast which is located on the western perimeter of the RBYC Rigging Area. When a signal is displayed over a class flag, it applies to that class only.
- b) A boat shall not leave the harbour until flag D is displayed ashore with one sound. {DP}. The warning signal will be made no less than 30 minutes after flag D is displayed.

4 Schedule of Races

- a) A competitor information session will be held at 1100hrs on Saturday April 8, 2017.
- b) Registration will take place in the Regatta Office from 0830hrs until 1030hrs on Saturday April 8, 2017.
- c) The series will consist of a maximum of eight races which are scheduled as follows:

Races	Day and Date	Time of Warning Signal
Race 1	Saturday April 8, 2017	1230hrs
Races 2-4	Saturday April 8, 2017	Following
Race 5	Sunday April 9, 2017	1030hrs
Races 6-8	Sunday April 9, 2017	Following

- d) Note there are no provisions for resale.

e) No warning signal shall be made after 1500hrs on the last scheduled day of racing.

4 Retiring

Competitors retiring from a race shall, wherever possible, inform a Race Committee Vessel when leaving the course, and by personally notifying the Beach Marshall as soon as possible after arriving ashore as well as signing the Retirement column of the "Sign Off" form located at the Regatta Office.

5 Class Flag Description

Youth and Junior Class	Description	Course
Laser 4.7	Red Insignia on Yellow	Alpha
Laser Radial	White Insignia on Red	Alpha
International 420	Blue Insignia on White	Alpha
International Cadet	Black Insignia on White	Alpha
International 29er	Red Insignia on White	Bravo
International 49er and 49er FX	Blue Insignia on White	Bravo
Nacra 15	Black Insignia on White	Bravo
Viper	Black Insignia on White	Bravo
Optimist Open	Black Insignia on White	Charlie
Optimist Intermediate	Black Insignia on Blue	Charlie
O'Pen Bic	Black Insignia on White	Charlie
Minnow	Black Insignia on Blue	Charlie
IKA Twin-Tip	Code Flag K	Delta

6 The Course

The diagrams in Attachment "A" shows the courses, including the approximate angles between legs, the order in which marks are to be passed and the side on which a mark is to be left. Courses will be displayed on the Race Committee vessel by way of course board.

7 Marks

Refer to attachment "A" Marks of Course.

8 The start

The starting sequence and class groupings for the first race will be displayed on the official notice board.

The starting sequence for subsequent races may be different from the first race. To alert boats that a race or sequence of races will begin soon, the orange starting line flag will be displayed with one sound for at least five (5) minutes before a warning signal is displayed.

The starting line will be between a staff displaying an orange flag on the Race Committee vessel at the starboard end and the course side of the port end starting mark.

9 Change of Course

The change the next leg of the course, the race committee will lay a new mark (or move the finishing line) and remove the original mark as soon as practicable. When in a subsequent change a new mark is replaced, it will be replaced by an original mark.

10 The finish

The finishing line will be between a staff displaying a blue flag on the Race Committee vessel and the course side of the finishing mark.

11 Prize Giving

A presentation ceremony will be held as soon as possible after the last race.

12 Results

Results will be posted on the official notice board and website at www.youthchamps.org.au

ATTACHMENT "A"

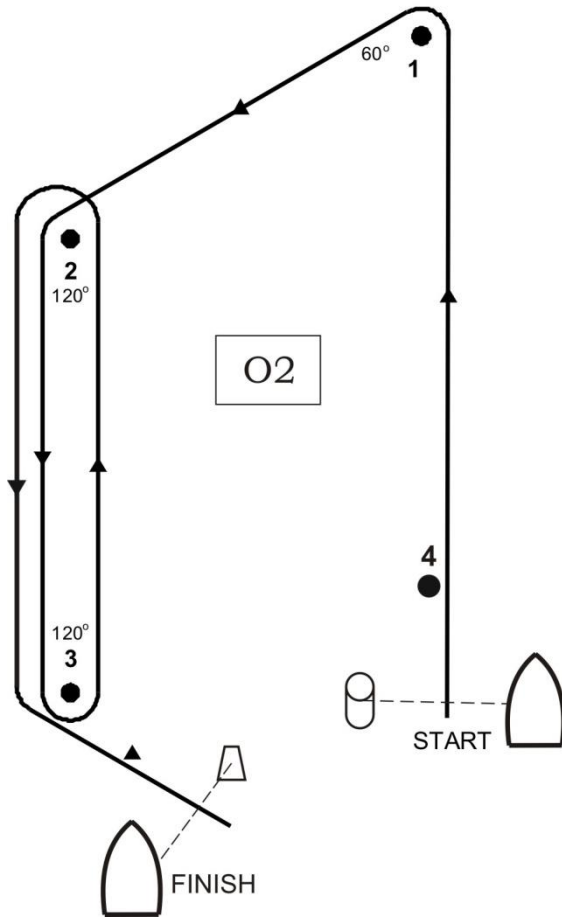
MARKS OF COURSE

Mark	Description
Alpha - Trapezoid Course	
Start Mark	Race committee boat at starboard end displaying orange flag
Start Pin	Yellow Inflatable Buoy
1, 2, 3, 4	Orange Inflatable Buoy
Finish Mark	Race committee boat displaying blue flag
Finish Pin	Black & White Inflatable Buoy
Change of Course	Orange Inflatable Buoy with a Black Band
Bravo - Windward Leeward Course	
Start Mark	Race committee boat starboard end displaying orange flag
Start Pin	Yellow Inflatable Buoy
1	Yellow Inflatable Buoy
1a	Orange Inflatable Buoy
2	Orange Inflatable Buoy
Finish Mark	Race committee boat starboard side displaying a blue finish flag
Finish Pin	Black & White Inflatable Buoy
Change of Course	Orange or Yellow Inflatable Buoy with a Black Band
Charlie - Triangular Course	
Start Mark	Race committee boat at starboard end displaying orange flag
Start Pin	Orange Inflatable Buoy
1, 2, 3	Pink Inflatable Buoy
Finish Mark	Race committee boat at port end displaying a blue flag
Finish Pin	Orange Inflatable Buoy
Change of Course	Pink Inflatable Buoy with a Black Band
Delta – Downwind Slalom Course	
Start Mark	Race committee boat at windward end displaying orange flag
Start Pin	Pink Inflatable Buoy
1, 2, 3	Yellow Inflatable Buoy
Finish Mark	Race committee boat at port end displaying a blue flag
Finish Pin	Pink Inflatable Buoy
Change of Course	Not Used



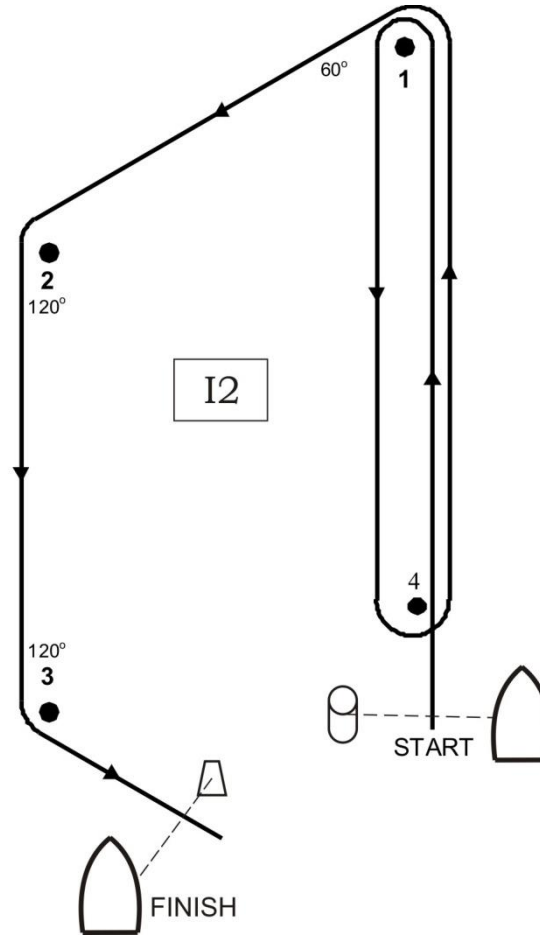
Trapezoid Outer: ALPHA

- O1: S-1-2-3-F
- O2: S-1-2-3-2-3-F
- O3: S-1-2-3-2-3-2-3-F



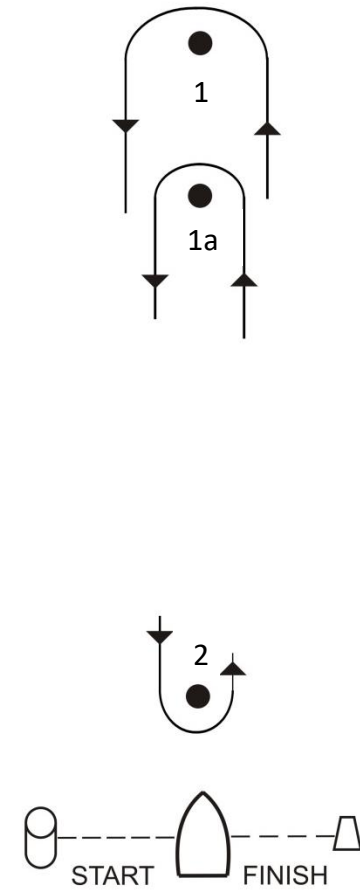
Trapezoid Inner: ALPHA

- I1: S-1-2-3-F
- I2: S-1-4-1-2-3-F
- I3: S-1-4-1-4-1-2-3-F



Windward/Leeward: BRAVO

- L1: S-1-F
- L2: S-1-2-1-F
- L3: S-1-2-1-2-1-F
- L1A: S-1A-F
- L2A: S-1A-2-1A-F
- L3A: S-1A-2-1A-2-1A-F


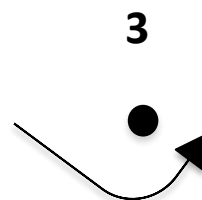
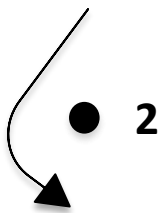


Triangular: CHARLIE

T1: S-1-2-F

T2: S-1-2-3-1-F

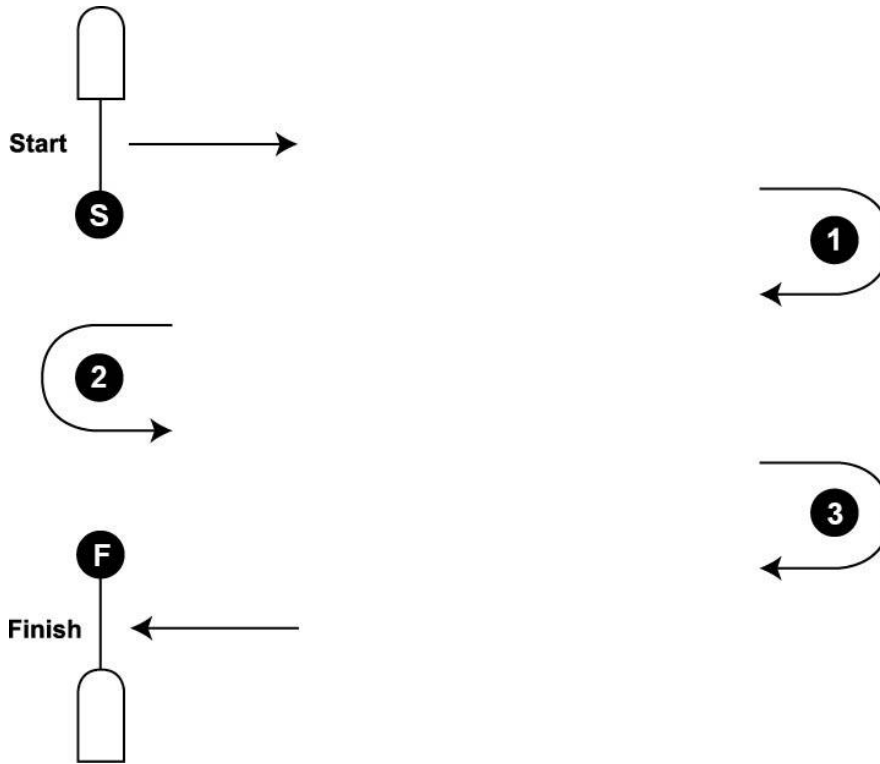
T3: S-1-2-3-1-3-1-2-F



START/FINISH

Downwind Slalom: DELTA

Course 1



Course 2

